

**MONTHLY REPORT OF DISBURSEMENTS**  
For the month of March 2025


Department : Department of Labor and Employment (DOLE)  
 Agency/Entity : Professional Regulation Commission  
 Operating Unit : Regional Office - NCR  
 Organization Code (UACS) : 18 008 0300013  
 Fund Cluster : 01 - Regular Agency Fund  
 (e.g. UACS Fund Cluster: 01-Regular Agency Fund, 02-Foreign Assisted Projects Fund, 03-Special Account-Locally Funded/Domestic Grants Fund, etc.)


Particulars	Current Year Budget					Prior Year's Budget											SUB-TOTAL	Trust Liabilities				Grand Total					Remarks	
	PS	MOOE	FinEx	CO	TOTAL	Prior Year's Accounts Payable					Current Year's Accounts Payable							PS	MOOE	CO	TOTAL	PS	MOOE	FinEx	CO	TOTAL		
						PS	MOOE	FinEx	CO	Sub-Total	PS	MOOE	FinEx	CO	Sub-Total	TOTAL												
1	2	3	4	5	6=(2+3+4+5)	7	8	9	10	11=(7+8+9+10)	12	13	14	15	16=	17=(11+16)	18=(6+17)	19	20	21	22=(19+20)	23	24	25	26	27=(23+24+25+26)	28	
CASH DISBURSEMENTS	4,228,203.13	17,797,714.60	0.00	0.00	22,025,917.73	0.00	2,302,971.61	0.00	0.00	2,302,971.61	0.00	0.00	0.00	0.00	0.00	2,302,971.61	24,328,889.34	0.00	0.00	0.00	0.00	4,228,203.13	20,100,686.21	0.00	0.00	24,328,889.34		
Notice of Cash Allocation (NCA)	4,228,203.13	17,797,714.60	0.00	0.00	22,025,917.73	0.00	2,302,971.61	0.00	0.00	2,302,971.61	0.00	0.00	0.00	0.00	0.00	2,302,971.61	24,328,889.34	0.00	0.00	0.00	0.00	4,228,203.13	20,100,686.21	0.00	0.00	24,328,889.34		
MDS Checks Issued	0.00	0.00	0.00	0.00	0.00	0.00	0.00	0.00	0.00	0.00	0.00	0.00	0.00	0.00	0.00	0.00	0.00	0.00	0.00	0.00	0.00	0.00	0.00	0.00	0.00	0.00	0.00	
Advice to Debit Account	4,228,203.13	17,797,714.60	0.00	0.00	22,025,917.73	0.00	2,302,971.61	0.00	0.00	2,302,971.61	0.00	0.00	0.00	0.00	0.00	2,302,971.61	24,328,889.34	0.00	0.00	0.00	0.00	4,228,203.13	20,100,686.21	0.00	0.00	24,328,889.34		
Notice of Transfer Allocations (NTA)	0.00	0.00	0.00	0.00	0.00	0.00	0.00	0.00	0.00	0.00	0.00	0.00	0.00	0.00	0.00	0.00	0.00	0.00	0.00	0.00	0.00	0.00	0.00	0.00	0.00	0.00	0.00	
MDS Checks Issued	0.00	0.00	0.00	0.00	0.00	0.00	0.00	0.00	0.00	0.00	0.00	0.00	0.00	0.00	0.00	0.00	0.00	0.00	0.00	0.00	0.00	0.00	0.00	0.00	0.00	0.00	0.00	
Advice to Debit Account	0.00	0.00	0.00	0.00	0.00	0.00	0.00	0.00	0.00	0.00	0.00	0.00	0.00	0.00	0.00	0.00	0.00	0.00	0.00	0.00	0.00	0.00	0.00	0.00	0.00	0.00	0.00	
Working Fund for FAPs	0.00	0.00	0.00	0.00	0.00	0.00	0.00	0.00	0.00	0.00	0.00	0.00	0.00	0.00	0.00	0.00	0.00	0.00	0.00	0.00	0.00	0.00	0.00	0.00	0.00	0.00	0.00	
Cash Disbursement Ceiling (CDC)	0.00	0.00	0.00	0.00	0.00	0.00	0.00	0.00	0.00	0.00	0.00	0.00	0.00	0.00	0.00	0.00	0.00	0.00	0.00	0.00	0.00	0.00	0.00	0.00	0.00	0.00	0.00	
<b>TOTAL CASH DISBURSEMENTS</b>	<b>4,228,203.13</b>	<b>17,797,714.60</b>	<b>0.00</b>	<b>0.00</b>	<b>22,025,917.73</b>	<b>0.00</b>	<b>2,302,971.61</b>	<b>0.00</b>	<b>0.00</b>	<b>2,302,971.61</b>	<b>0.00</b>	<b>0.00</b>	<b>0.00</b>	<b>0.00</b>	<b>0.00</b>	<b>2,302,971.61</b>	<b>24,328,889.34</b>	<b>0.00</b>	<b>0.00</b>	<b>0.00</b>	<b>0.00</b>	<b>4,228,203.13</b>	<b>20,100,686.21</b>	<b>0.00</b>	<b>0.00</b>	<b>24,328,889.34</b>		
NON-CASH DISBURSEMENTS	376,953.87	995,858.90	0.00	0.00	1,372,812.77	0.00	95,217.03	0.00	0.00	95,217.03	0.00	0.00	0.00	0.00	0.00	95,217.03	1,468,029.80	0.00	0.00	0.00	0.00	376,953.87	1,091,075.93	0.00	0.00	1,468,029.80		
Tax Remittance Advices Issued (TRA)	376,953.87	995,858.90	0.00	0.00	1,372,812.77	0.00	95,217.03	0.00	0.00	95,217.03	0.00	0.00	0.00	0.00	0.00	95,217.03	1,468,029.80	0.00	0.00	0.00	0.00	376,953.87	1,091,075.93	0.00	0.00	1,468,029.80		
Non-Cash Availment Authority (NCAA)	0.00	0.00	0.00	0.00	0.00	0.00	0.00	0.00	0.00	0.00	0.00	0.00	0.00	0.00	0.00	0.00	0.00	0.00	0.00	0.00	0.00	0.00	0.00	0.00	0.00	0.00	0.00	
Disbursements effected through outright deductions from claims (please specify...)	0.00	0.00	0.00	0.00	0.00	0.00	0.00	0.00	0.00	0.00	0.00	0.00	0.00	0.00	0.00	0.00	0.00	0.00	0.00	0.00	0.00	0.00	0.00	0.00	0.00	0.00	0.00	
Overpayment of expenses(e.g. personnel benefits)	0.00	0.00	0.00	0.00	0.00	0.00	0.00	0.00	0.00	0.00	0.00	0.00	0.00	0.00	0.00	0.00	0.00	0.00	0.00	0.00	0.00	0.00	0.00	0.00	0.00	0.00	0.00	
Restitution for loss of government property	0.00	0.00	0.00	0.00	0.00	0.00	0.00	0.00	0.00	0.00	0.00	0.00	0.00	0.00	0.00	0.00	0.00	0.00	0.00	0.00	0.00	0.00	0.00	0.00	0.00	0.00	0.00	
Liquidated damages and similar claims	0.00	0.00	0.00	0.00	0.00	0.00	0.00	0.00	0.00	0.00	0.00	0.00	0.00	0.00	0.00	0.00	0.00	0.00	0.00	0.00	0.00	0.00	0.00	0.00	0.00	0.00	0.00	
Others (TEF, BTr-Documentary Stamp Tax, etc.)	0.00	0.00	0.00	0.00	0.00	0.00	0.00	0.00	0.00	0.00	0.00	0.00	0.00	0.00	0.00	0.00	0.00	0.00	0.00	0.00	0.00	0.00	0.00	0.00	0.00	0.00	0.00	
<b>TOTAL NON-CASH DISBURSEMENTS</b>	<b>376,953.87</b>	<b>995,858.90</b>	<b>0.00</b>	<b>0.00</b>	<b>1,372,812.77</b>	<b>0.00</b>	<b>95,217.03</b>	<b>0.00</b>	<b>0.00</b>	<b>95,217.03</b>	<b>0.00</b>	<b>0.00</b>	<b>0.00</b>	<b>0.00</b>	<b>0.00</b>	<b>95,217.03</b>	<b>1,468,029.80</b>	<b>0.00</b>	<b>0.00</b>	<b>0.00</b>	<b>0.00</b>	<b>376,953.87</b>	<b>1,091,075.93</b>	<b>0.00</b>	<b>0.00</b>	<b>1,468,029.80</b>		
<b>GRAND TOTAL</b>	<b>4,605,157.00</b>	<b>18,793,573.50</b>	<b>0.00</b>	<b>0.00</b>	<b>23,398,730.50</b>	<b>0.00</b>	<b>2,398,188.64</b>	<b>0.00</b>	<b>0.00</b>	<b>2,398,188.64</b>	<b>0.00</b>	<b>0.00</b>	<b>0.00</b>	<b>0.00</b>	<b>0.00</b>	<b>2,398,188.64</b>	<b>25,796,919.14</b>	<b>0.00</b>	<b>0.00</b>	<b>0.00</b>	<b>0.00</b>	<b>4,605,157.00</b>	<b>21,191,762.14</b>	<b>0.00</b>	<b>0.00</b>	<b>25,796,919.14</b>		


**SUMMARY**

Particulars	Previous Report	This Month	As at Date
(1)	(2)	(3)	(4)
Total Disbursement Authorities Received	34,792,029.09	16,274,029.80	51,066,058.89
NCA	33,410,000.00	14,806,000.00	48,216,000.00
NTA	0.00	0.00	0.00
Working Fund	0.00	0.00	0.00
TRA	1,382,029.09	1,468,029.80	2,850,058.89
CDC	0.00	0.00	0.00
NCAA	0.00	0.00	0.00
Less: Notice of Transfer of Allocations (NTA)* issued	0.00	0.00	0.00
Total Disbursement Authorities Available	34,792,029.09	16,274,029.80	51,066,058.89
Less:	0.00	0.00	0.00
Lapsed NCA	0.00	21.93	21.93
Disbursements	25,269,117.82	25,796,919.14	51,066,036.96
Less: Other Non-Cash Disbursements	0.00	0.00	0.00
Disbursements effected through outright deductions from claims	0.00	0.00	0.00
Overpayment of expenses(e.g. personnel benefits)	0.00	0.00	0.00
Restitution for loss of government property	0.00	0.00	0.00
Liquidated damages and similar claims	0.00	0.00	0.00
Others (e.g. TEF, BTr, Docs Stamp, etc.)	0.00	0.00	0.00
Add/Less: Adjustments (e.g. cancelled/staled checks)	0.00	0.00	0.00
Balance of Disbursement Authorities as at date	9,522,911.27	(9,522,911.27)	0.00
Total Disbursements Program	30,561,000.00	19,413,000.00	49,974,000.00
Less: *Actual Disbursements	25,269,117.82	25,796,919.14	51,066,036.96
(Over)/Under spending	5,291,882.18	(6,383,919.14)	(1,092,036.96)

Notes: \* The use of NTA is discouraged  
 Notes: \*\* Amounts should tally with the grand total disbursement (column 27).

Certified Correct:  
  
 BRECKEL N. GOSIMAT  
 Accountant III  
 Date: April 8, 2025 3:54 PM

Recommending Approval:  
  
 LORNA D. MAGDARAOG  
 OIC, Finance and Administrative Division  
 Date: April 8, 2025 3:54 PM



Approved by:  
  
 RONALD G. WATSON  
 OIC, Director  
 Date: April 8, 2025 3:54 PM